


Notes:

- 1.) Please refer to the installation guide for information on splices, terminations, transitions, and additional details concerning adjacent construction.
- 2.) Maximum values shown on dimension chart are the limits for proper system performance.
- 3.) The system and all mechanical components are supplied to accommodate 5.0 foot section lengths. If required, please consult with a WBA representative for the types and quantities of any components needed for proper installation.
- 4) Anchor embedment length shown in details applicable for installing system directly into structural concrete. Contact a WBA representative when anchoring system into conditions where topping slabs or other non-structural support conditions occur at system interface for suggested adjustment to embedment length.
- 5). Edge distance shown in details in conformance to fastener recommendations. Contact a WBA representative for project specific conditions where potential interference may occur with concrete reinforcing steel, post tensioning details, or other conditions where adjustment to edge distance is desired.
- 6). Please consult with a WBA representative for projects requiring an ICC-ES Evaluation Report.



MODEL "SFP-2400"

Designed For Pedestrian Foot Traffic And Slow Speed Non-Commercial Vehicular Traffic (surface mounted condition)

Model	System Width (S.W.)	Panel Length	Joint Opening @ Midrange Temperature	Dimension Chart		Setback "A"
				Vehicular Joint Opening (J.O.) Max		
				(Service)*	(Seismic)**	
SFP-2400	29-3/4"(756)	5ft (1524)	11-5/8"(295)	23-1/4"(591)	24" (610)	4"(102)

* Service movements occur due to the following design conditions, including but not limited to, thermal, wind sway, creep and shrinkage.

** Seismic movements occur under short term, high acceleration design conditions. (seismic events)

PROJECT NAME: -

PROJECT LOCATION: -

DRAWING DESCRIPTION: **Wabo®SafetyFlex**

DATE: 05/17/18 MODEL: SFP



Watson Bowman Acme Corp.
 95 Pineview Drive Amherst, NY 14228
 phone: (716) 691-7566 fax: (716) 691-9239
 www.wbacorp.com

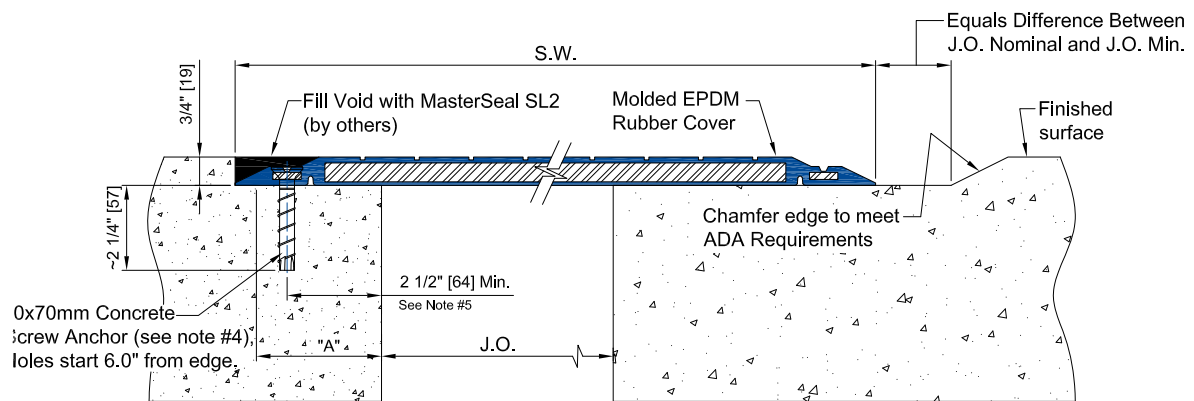
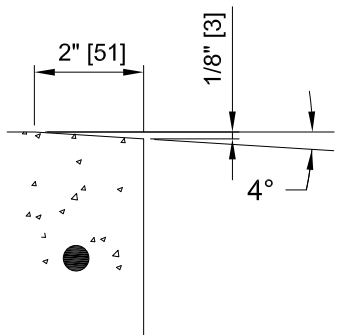



Information provided herein, including but not limited to, any drawing, design, photograph, graphic, or statement(s) ("Materials") are proprietary and the property of Watson Bowman Acme Corporation ("Company"). Reproduction, translation, or reduction to any electronic medium or machine readable form, in whole or part, is strictly prohibited, except for the express purpose for which it has been furnished, without prior written consent of Company. All Materials contained herein are provided by Company for information purposes only. Company reserves the right to amend or withdraw any information contained in the Materials without notice. All technical or other advice by Company, whether verbal or written, concerning products, or the use of products in specific situations ("Advice") is given by Company and is used at the Users own risk.

REVISION NO: 3

SHEET NO: 9

DRAWING NO: C-20202



Dimension Chart

Model	System Width (S.W.)	Panel Length	Joint Opening @ Midrange Temperature	Vehicular Joint Opening (J.O.) Max		Setback "A"
				(Service)*	(Seismic)**	
SFP-2400	29-3/4" (756)	5ft (1524)	11-5/8" (295)	23-1/4" (591)	24" (610)	4" (102)

* Service movements occur due to the following design conditions, including but not limited to, thermal, wind sway, creep and shrinkage.

** Seismic movements occur under short term, high acceleration design conditions. (seismic events)

MODEL "SFP-2400"

Designed For Pedestrian Foot Traffic And Slow Speed Non-Commercial Vehicular Traffic (recessed condition)

PROJECT NAME: -

PROJECT LOCATION: -

DRAWING DESCRIPTION: **Wabo®SafetyFlex**

DATE: 05/17/18 MODEL: SFP



Watson Bowman Acme Corp.
 95 Pineview Drive Amherst, NY 14228
 phone: (716) 691-7566 fax: (716) 691-9239
 www.wbacorp.com



Information provided herein, including but not limited to, any drawing, design, photograph, graphic, or statement(s) ("Materials") are proprietary and the property of Watson Bowman Acme Corporation ("Company"). Reproduction, translation, or reduction to any electronic medium or machine readable form, in whole or part, is strictly prohibited, except for the express purpose for which it has been furnished, without prior written consent of Company. All Materials contained herein are provided by Company for information purposes only. Company reserves the right to amend or withdraw any information contained in the Materials without notice. All technical or other advice by Company, whether verbal or written, concerning products, or the use of products in specific situations ("Advice") is given by Company and is used at the Users own risk.

REVISION NO: 3

SHEET NO: 10

DRAWING NO: C-20202